

**Notes**

**1. Net weight**

Without Thermostat or Disconnect Switch  
 3, 5 & 7.5kW = 144 lbs (65.4 kg)  
 10 kW = 148 lbs (67.2 kg)

Net Weight Adders  
 Thermostat = 7 lbs (3.1 kg)  
 Disconnect Switch = 11 lbs (4.9 kg)

**2. Shipping Weight**

Without Thermostat or Disconnect Switch  
 3, 5 & 7.5kW = 203 lbs (92.0 kg)  
 10 kW = 207 lbs (93.9 kg)

Ship Weight Adders  
 Thermostat = 7 lbs (3.1 kg)  
 Disconnect Switch = 11 lbs (4.9 kg)

**3. Ambient Temperature Limits and Altitude**

Operating: **Gas:** -40°C ≤ Tamb ≤ +40°C  
 Storage: -50°C to +60°C  
 Maximum Altitude: 3000 m ASL

**4. Air Delivery**

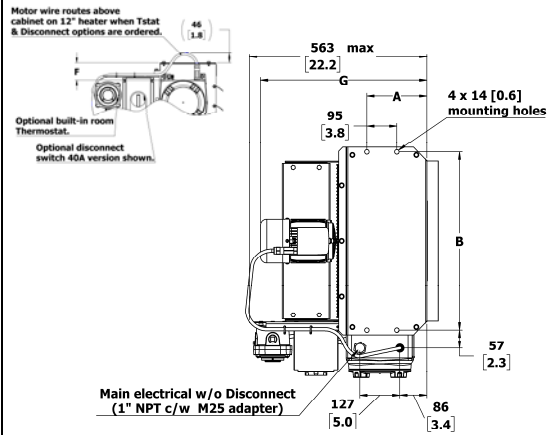
3 kW = 595 m<sup>3</sup>/hr  
 5 kW = 680 m<sup>3</sup>/hr  
 7.5 kW = 1019 m<sup>3</sup>/hr  
 10 kW = 1359 m<sup>3</sup>/hr

**5. Hazardous Location Classification**

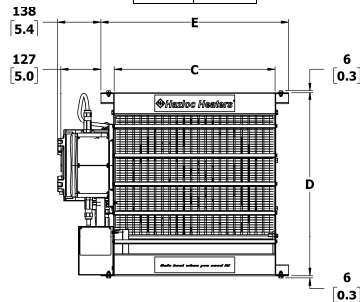
CE 2813 Ex II 2G, Ex db h IIB T4 Gb IP55 (ATEX)  
 Ex d IIB T4 Gb IP55 (IECEX)  
 Ex II 2G, Ex db h IIB T4 Gb IP55 (UKEX)  
 (Suitable for ATEX/IECEX/UKEX Zone 1 & 2)

**6. Materials**

Cabinet: 14 Ga, Yellow Epoxy/Polyester Powder Coated  
 Core: Carbon Steel with Copper-free Integral Aluminum Fins Coated with Black, High Heat Enamel  
 (Heresite coated core and/or cabinet available)



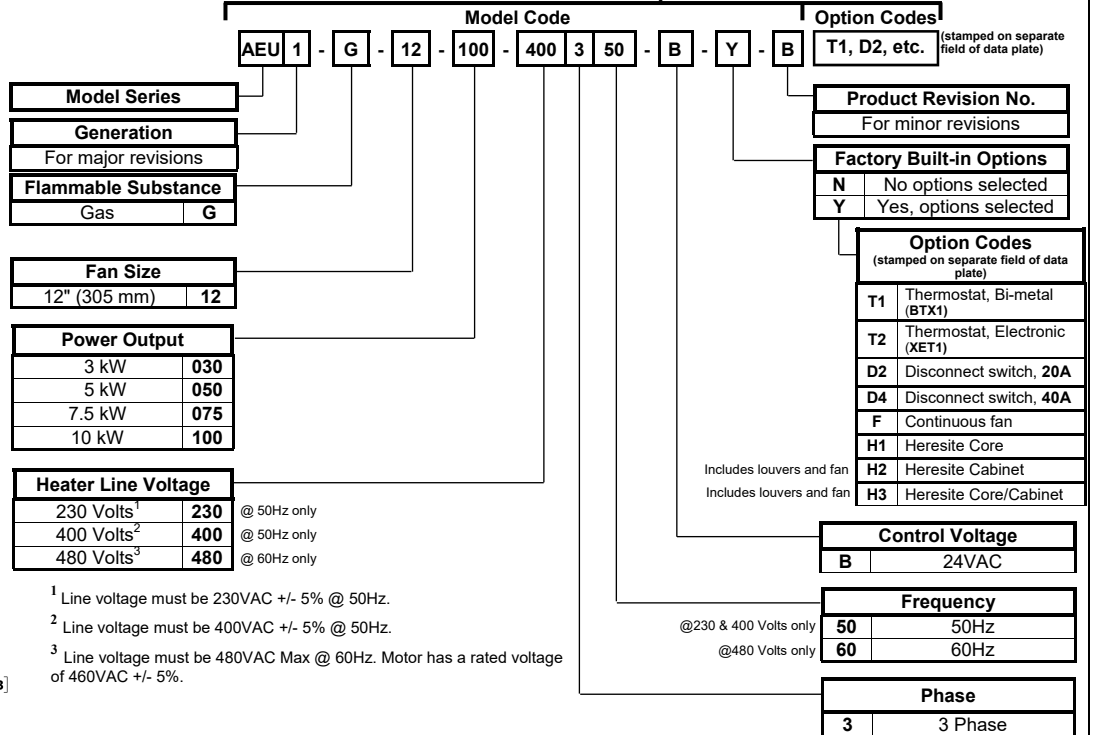
Heater Size	12 (3-10kW)
Dim.	Inches (mm)
A	7.5 (191)
B	18.2 (462)
C	16.3 (414)
D	19.0 (482)
E	19.5 (494)
F	3.1 (79)
G	20.8 (528)
H	12.7 (322)



**Table 1 Specifications for AEU1 Heater, 12" Fan Size**

KW	Line Volt	PH Ø	Hz	Fan Dia. (inch)	Total Amps	Minimum Circuit Ampacity	Max Fuse Size	Supply Wire 90°C mm <sup>2</sup> (AWG)	BASE MODEL	Optional Built-in Thermostat (circle one)	Built-in Disconnect Switch <input checked="" type="checkbox"/>	Continuous Fan <input checked="" type="checkbox"/>
3	230	3	50	12	9.3	11.6	15	2.08 (14)	AEU1-G-12-030-230350-B	None or T1 or T2		
	400	3	50		5.4	6.7	15	2.08 (14)	AEU1-G-12-030-400350-B	None or T1 or T2		
	480	3	60		4.7	5.8	15	2.08 (14)	AEU1-G-12-030-480360-B	None or T1 or T2		
5	230	3	50	12	14.3	17.8	20	3.31 (12)	AEU1-G-12-050-230350-B	None or T1 or T2		
	400	3	50		8.3	10.3	15	2.08 (14)	AEU1-G-12-050-400350-B	None or T1 or T2		
	480	3	60		7.1	8.8	15	2.08 (14)	AEU1-G-12-050-480360-B	None or T1 or T2		
7.5	230	3	50	12	20.5	25.6	30	5.26 (10)	AEU1-G-12-075-230350-B	None or T1 or T2		
	400	3	50		11.9	14.8	15	2.08 (14)	AEU1-G-12-075-400350-B	None or T1 or T2		
	480	3	60		10.1	12.6	15	2.08 (14)	AEU1-G-12-075-480360-B	None or T1 or T2		
10	230	3	50	12	26.7	33.4	35	8.36 (8)	AEU1-G-12-100-230350-B	None or T1 or T2		
	400	3	50		15.5	19.3	20	3.31 (12)	AEU1-G-12-100-400350-B	None or T1 or T2		
	480	3	60		13.1	16.3	20	3.31 (12)	AEU1-G-12-100-480360-B	None or T1 or T2		

**Heater Model Code & Option Codes**



<sup>1</sup> Line voltage must be 230VAC +/- 5% @ 50Hz.

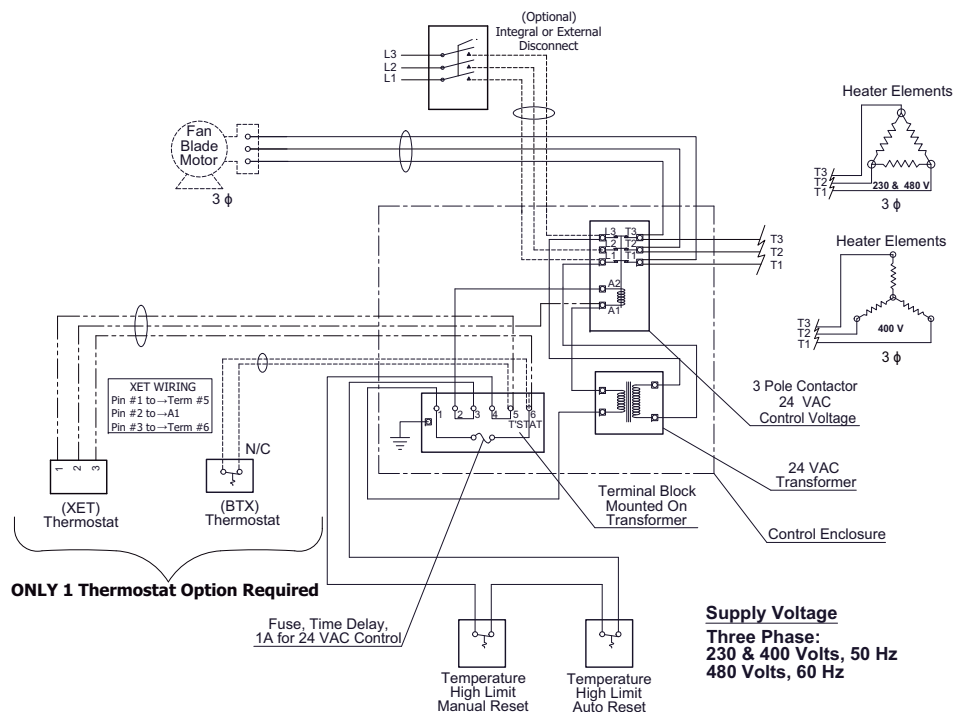
<sup>2</sup> Line voltage must be 400VAC +/- 5% @ 50Hz.

<sup>3</sup> Line voltage must be 480VAC Max @ 60Hz. Motor has a rated voltage of 460VAC +/- 5%.

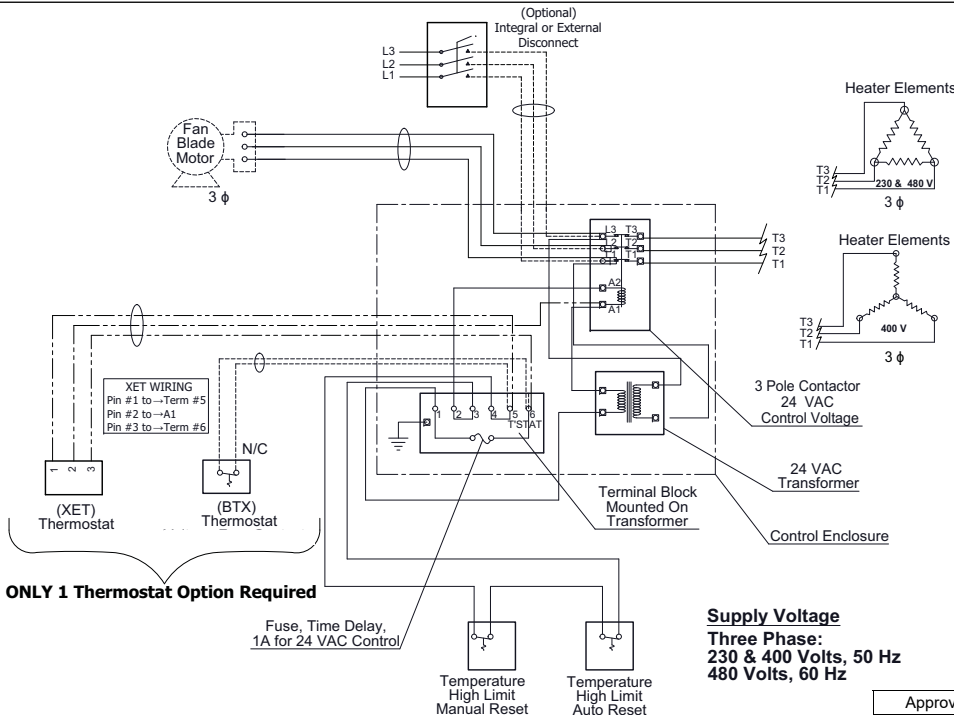
Approval Drawing	AEU1, 12" Fan Size Heater
January 31, 2024	Version 4.0
Hazloc Heaters Inc.	Calgary, Alberta



### Wiring Diagram for Standard Fan Operation



### Wiring Diagram for Continuous Fan Operation



Approval Drawing	AEU1, 12" Fan Size Heater
January 31, 2024	Version 4.0
Hazloc Heaters Inc.	Calgary, Alberta