

General Specifications for SRH2-36" Fan Size Hydronic Unit Heater

Notes

1. Pressure/Temperature Ratings

Pressure = 200 psig (1379 kPa)
 Temperature = 550°F (288°C)
 MDMT = -20°F (-29°C)

2. Materials

Cabinet: 14 & 16 Ga, Yellow Epoxy/Polyester Powder Coated
 Core: Carbon Steel with Copper-free Aluminum Fins
 Louvers: Anodized Extruded Aluminum

3. Fluid Connections

2 in. FNPT
 Optional Thread-on 2 in. MNPT (shipped loose)
 Optional 2 in. FNPT CL300# flange (shipped loose)

4. Mounting

5/8 in. - 11 UNC diameter holes on top
 (4 places)

5. Fan

Spark-proof six-blade aluminum

6. Fan Guard

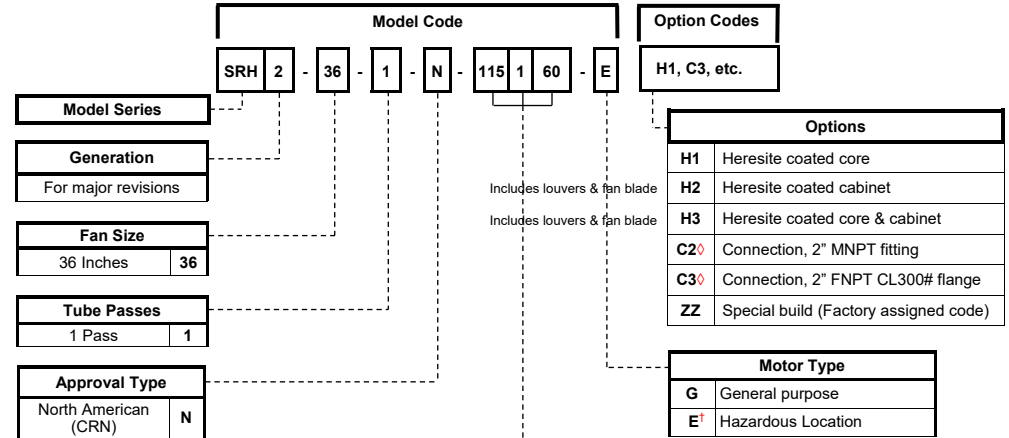
Split design with close wire spacing. A 3/8 in.
 (9.5 mm) diameter probe will not enter

7. Ex-Proof Motors


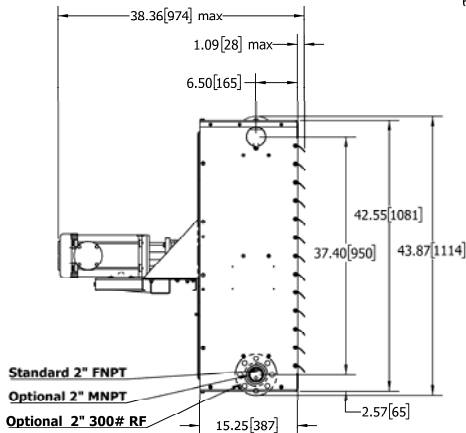
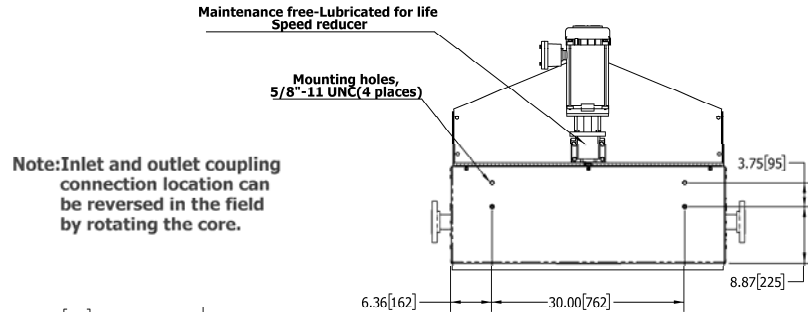
Class I, Divisions 1 & 2, Groups C & D
 Class II, Divisions 1 & 2, Groups F & G
 Temperature Code T3B

- ♦ Thread-on fittings. Shipped loose and must be installed on site. C3 connection also includes C2 connection.
- † Standard Marathon NEMA ex-proof motor is suitable for Class I & II, Div. 1 & 2, Groups C, D, F & G; T3B. Ensure equipment meets the requirements of your hazardous location.
- * Other voltages/frequencies available upon request. Longer lead times may apply. Contact factory.
- ▶ NEMA motors are to be operated at ±10% of the nameplate voltage. Some motor manufacturers state that the motor is "usable at 208V" in their product literature but the line voltage must still meet the ±10% nameplate voltage tolerance (e.g. the permissible voltage range for a 230V motor is 207V – 253V). For 3-phase motors the line-to-line full load voltage must be balanced within 1%.

Heater Model Code and Option Codes



Note:
 The fan shroud is made of spark resistant aluminum compliant to AMCA 99-10, Type B



Special Requirements/Notes:
